

TO REGISTER AS A STUDENT

Go to [HTTP://CLASSJUMP.COM](http://classjump.com)

CLICK HERE

The screenshot shows the ClassJump.com homepage. A blue arrow points to the 'Register as a student' link in the left-hand navigation menu. A large blue arrow labeled 'OR' points from the 'Register as a student' link to the 'Students' section on the right. Another blue arrow labeled 'CLICK HERE' points to the 'Students' section.

CLICK HERE

The screenshot shows the 'Student Registration' page on ClassJump.com. A blue arrow labeled 'SELECT UNITED STATES' points to the 'Select a Country' dropdown menu.

**Student Registration**

Your student web site  
**Step One**

The first thing we need to do is find out where you are located. There is a chance that we already know about the city in which your school is located and that is what we're going to find out first.

If we don't know about your city yet, we're going to ask you to type in the name of your city for us, before proceeding.

First, select your location:

Select a Country: [dropdown menu]  
Please select country: [dropdown menu]  
Please select state: [dropdown menu]

SELECT UNITED STATES

ClassJump - website registration

http://classjump.com/student.php?section=register

Stupeflix St...eate a video Web 2.0 Edu... Feedmyapp Teacher's Di...al Briefcase Classroom Web Tools WebTools4u...ools4U2Use

ClassJump - website regis...

[Contact ClassJump](#) | [ClassJump News](#) | [About ClassJump](#) | [ClassJump Resources](#)

ClassJump.com [support ClassJump](#) FREE WEBSITES FOR TEACHERS [Teacher Log-in](#) [Student Log-in](#)

### Student Registration

Your student web site  
**Step One**

The first thing we need to do is find out where you are located. There is a chance that we already know about the city in which your school is located and that is what we're going to find out first.

If we don't know about your city yet, we're going to ask you to type in the name of your city for us, before proceeding.

First, select your location:

United States

Missouri

Please select state

SELECT MISSOURI

ClassJump - website registration

http://classjump.com/student.php?section=register

Stupeflix St...eate a video Web 2.0 Edu... Feedmyapp Teacher's Di...al Briefcase Classroom Web Tools WebTools4u...ools4U2Use

ClassJump - website regis...

[Contact ClassJump](#) | [ClassJump News](#) | [About ClassJump](#) | [ClassJump Resources](#)

ClassJump.com [support ClassJump](#) FREE WEBSITES FOR TEACHERS [Teacher Log-in](#) [Student Log-in](#)

### Student Registration

Your student web site  
**Step Two**

Here's where we are looking to see if your school is already in the ClassJump database. If it is not listed in the pulldown menu, then we do not have it in our records.

Please select your school

**If your school is not listed in the above menu,** then ClassJump currently not aware of the school you are attending. In order for your school to be listed, ClassJump needs to have one of your teachers register with us. If you would like to encourage a teacher to get a website here at ClassJump, please consider printing out [this letter from us](#) that will tell them all about it!

SELECT MOBERLY AREA TECHNICAL CENTER

The screenshot shows a web browser window with the URL <http://classjump.com/student.php?section=register>. The page header includes navigation links: [Contact ClassJump](#), [ClassJump News](#), [About ClassJump](#), and [ClassJump Resources](#). The ClassJump logo is on the left, and there are buttons for [support ClassJump](#), [FREE WEBSITES FOR TEACHERS](#), [Teacher Log-in](#), and [Student Log-in](#).

### Student Registration

Your student web site  
**Step Three**

We need to collect some information about you at this point.

This information is strictly confidential. ClassJump.com does not share this information with anyone at any time for any reasons.

Your school is **Moberly Area Technical Center**. Please tell us about yourself.

First Name :

Last Name :

Email :

Username :

Password :

Confirm Password :

[Go to next step](#)

- TYPE YOUR INFORMATION**
- FIRST NAME
  - LAST NAME
  - SCHOOL EMAIL ADDRESS
  - SCHOOL USERNAME
  - SCHOOL PASSWORD

The screenshot shows the same web browser window as above, but the registration form is no longer visible. The page now displays the text: "You're all signed up, MYDOG GIARRAPUTO." Below this text is a button labeled [Add Classes Now](#). A blue callout box with a red border and a red arrow pointing to the button contains the text: **CLICK TO ADD CLASSES**.

http://classjump.com/student.php?section=register

Stupeflix St...eate a video Web 2.0 Edu... Feedmyapp Teacher's Di...al Briefcase Classroom Web Tools WebTools4u...ools4U2Use

ClassJump - website regis...

Contact ClassJump | ClassJump News | About ClassJump | ClassJump Resources

ClassJump.com support ClassJump You are logged in as MYDOG GIARRAPUTO | LOG OUT

MYDOG GIARRAPUTO

**Add Classes**

- [8th Grade Careers](#) - Jay Beets
- [Accounting I](#) - Sam Richardson
- [Accounting II](#) - Sam Richardson
- [Activities from February 1-28](#) - Leah Stein
- [adv livestock](#) - Jerry mcbee
- [Advanced Marketing](#) - Sonda Stuart
- [Advanced Marketing II](#) - Sonda Stuart
- [ag construction wood](#) - Jerry mcbee
- [agconstruction](#) - Jerry mcbee
- [Agriculture Construction/Woods](#) - Mark Belcher
- [AM Class](#) - Charlie Magruder
- [animal science](#) - Jerry mcbee
- [building trades I](#) - Adam Smith
- [building trades II](#) - Adam Smith
- [Business Management](#) - Sam Richardson
- [Class Follow Up](#) - Sonda Stuart
- [Collision Repair](#) - Lonnie Oliver
- [COMPUTER APPLICATIONS](#) - META GIARRAPUTO
- [Computer Applications](#) - Vicki Howard

**My Classes**  
Add some classes!

CLICK ON THE CLASS OR CLASSES YOU WANT TO ADD

THEY WILL SHOW UP HERE

http://classjump.com/student.php?

Stupeflix St...eate a video Web 2.0 Edu... Feedmyapp Teacher's Di...al Briefcase Classroom Web Tools WebTools4u...ools4U2Use

ClassJump - website regis...

Contact ClassJump | ClassJump News | About ClassJump | ClassJump Resources

ClassJump.com support ClassJump You are logged in as MYDOG GIARRAPUTO | LOG OUT

MYDOG GIARRAPUTO

**My Classes**

- [COMPUTER APPLICATIONS](#) - GIARRAPUTO
- [DISTRICT TRAINING](#) - GIARRAPUTO
- [GRAPHIC ARTS](#) - GIARRAPUTO
- [MULTIMEDIA](#) - GIARRAPUTO
- [WEB DESIGN](#) - GIARRAPUTO

**Note to self**  
This is where you can leave notes for yourself. Click to edit this note and type whatever you want!

[edit note](#)  
You have 300 characters remaining.

**berly Area Technical Center**

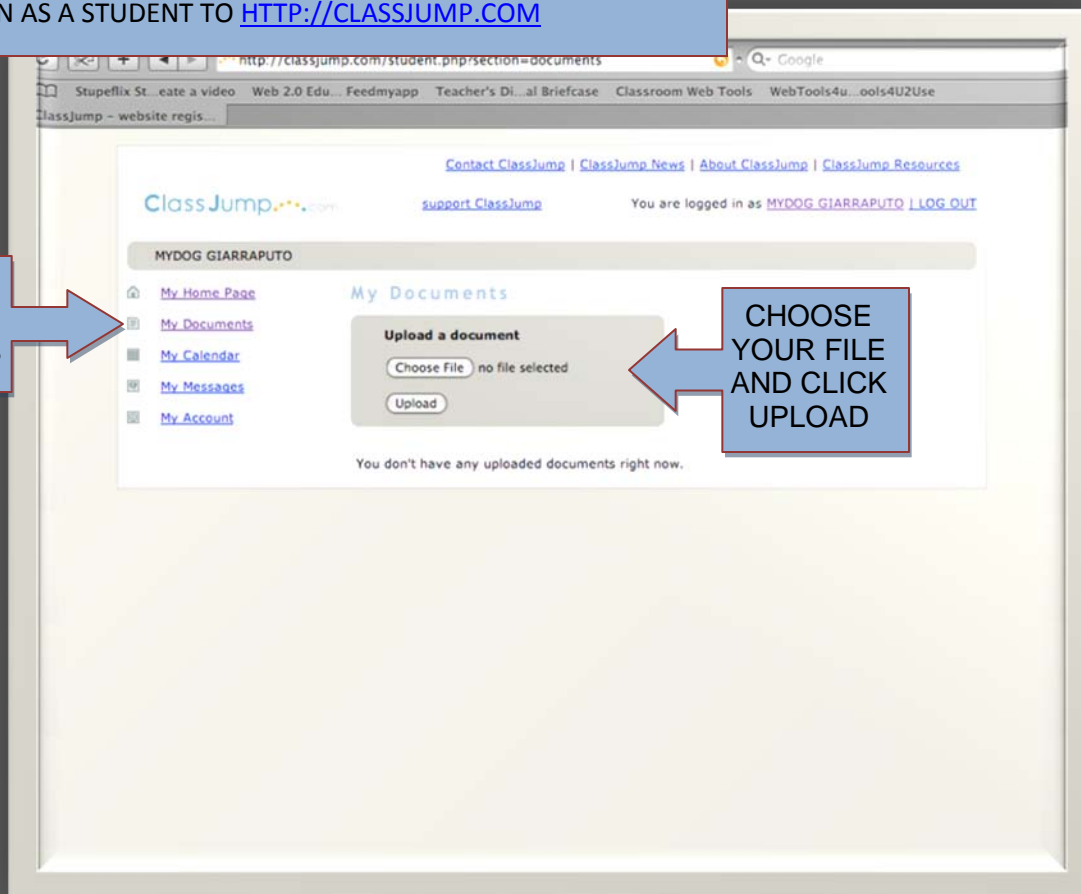
- [Anton Ancell](#)
- [Jay Beets](#)
- [Mark Belcher](#)
- [Josh Cameron](#)
- [Judy Carr](#)
- [Sherry Cooksey](#)
- [Tim T. Davis](#)
- [META GIARRAPUTO](#)
- [Mark Hawkins](#)
- [Vicki Howard](#)
- [Sharon Johanning](#)
- [Steve Kistler](#)
- [Charlie Magruder](#)
- [Jerry mcbee](#)
- [Bill Mosness](#)
- [Lonnie Oliver](#)
- [Sam Richardson](#)
- [Zachary Richardson](#)
- [Adam Smith](#)
- [Terry Soendker](#)
- [Leah Stein](#)
- [Sonda Stuart](#)

AND THEY WILL SHOW UP HERE

TO UPLOAD AN ASSIGNMENT FOR YOUR TEACHER TO REVIEW

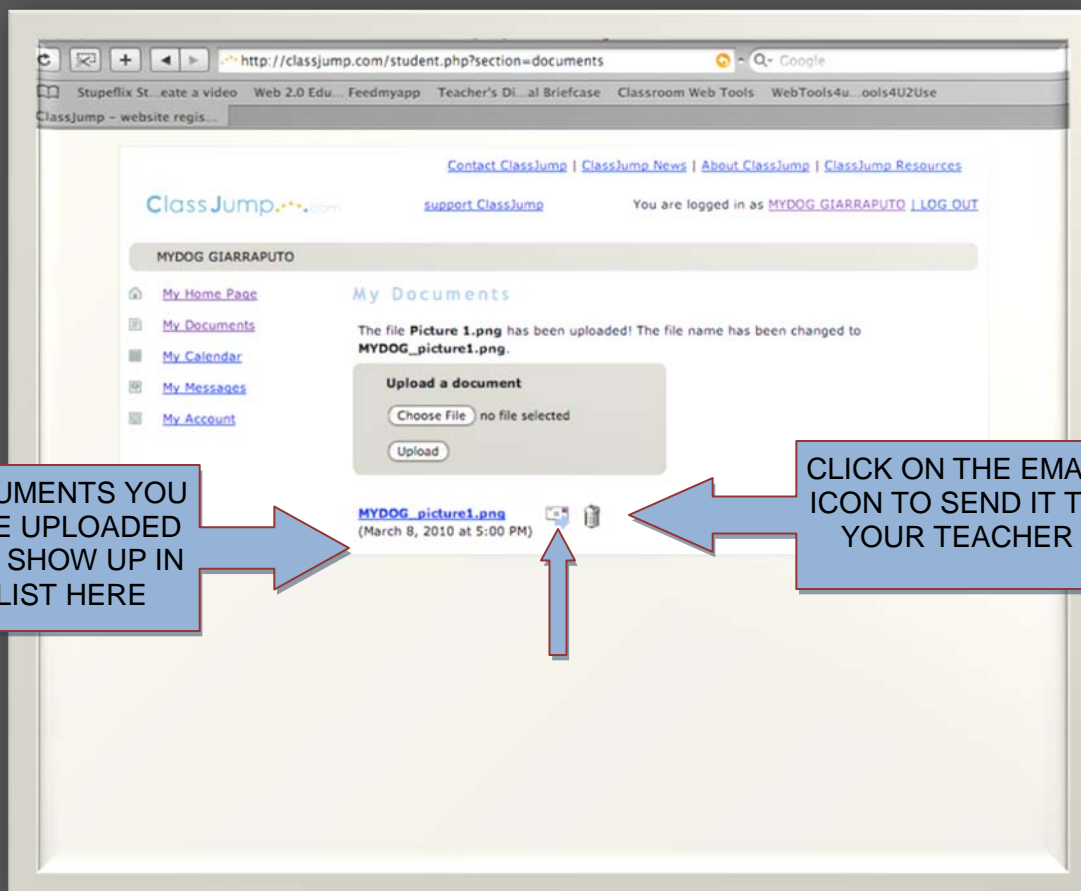
LOGIN AS A STUDENT TO [HTTP://CLASSJUMP.COM](http://classjump.com)

CLICK MY DOCUMENTS

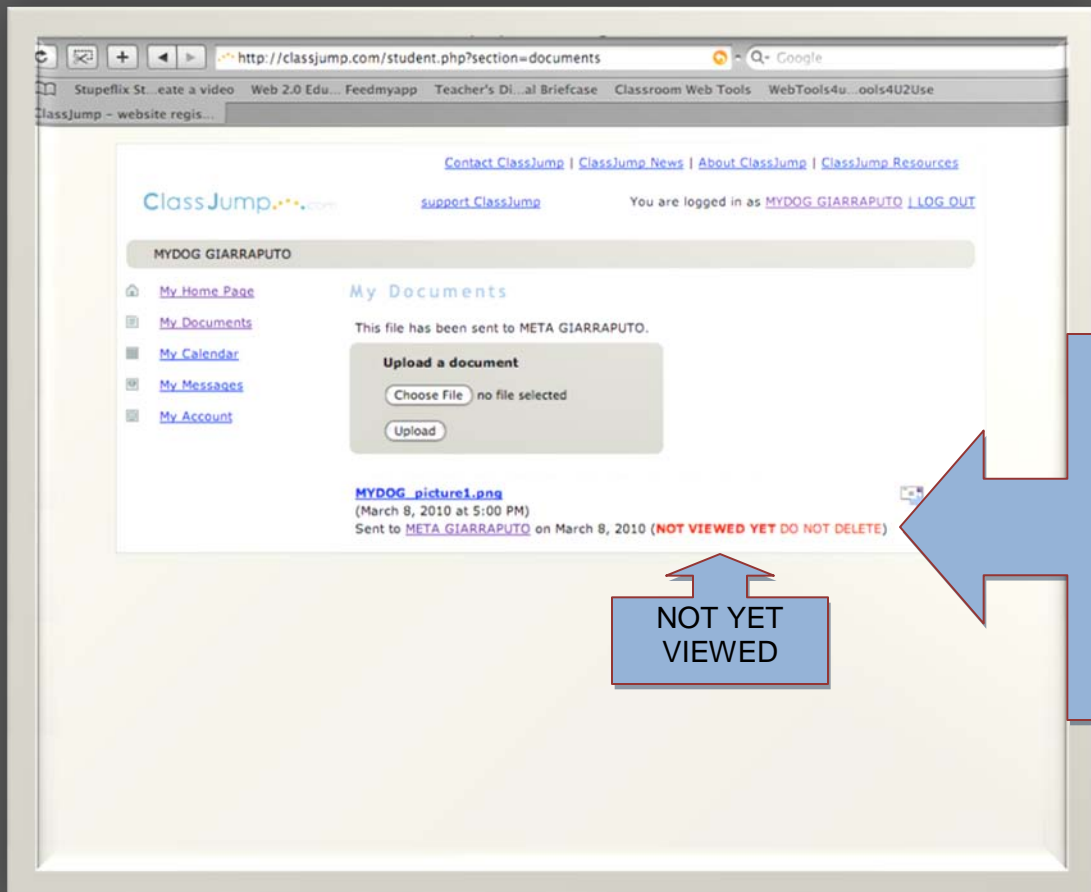
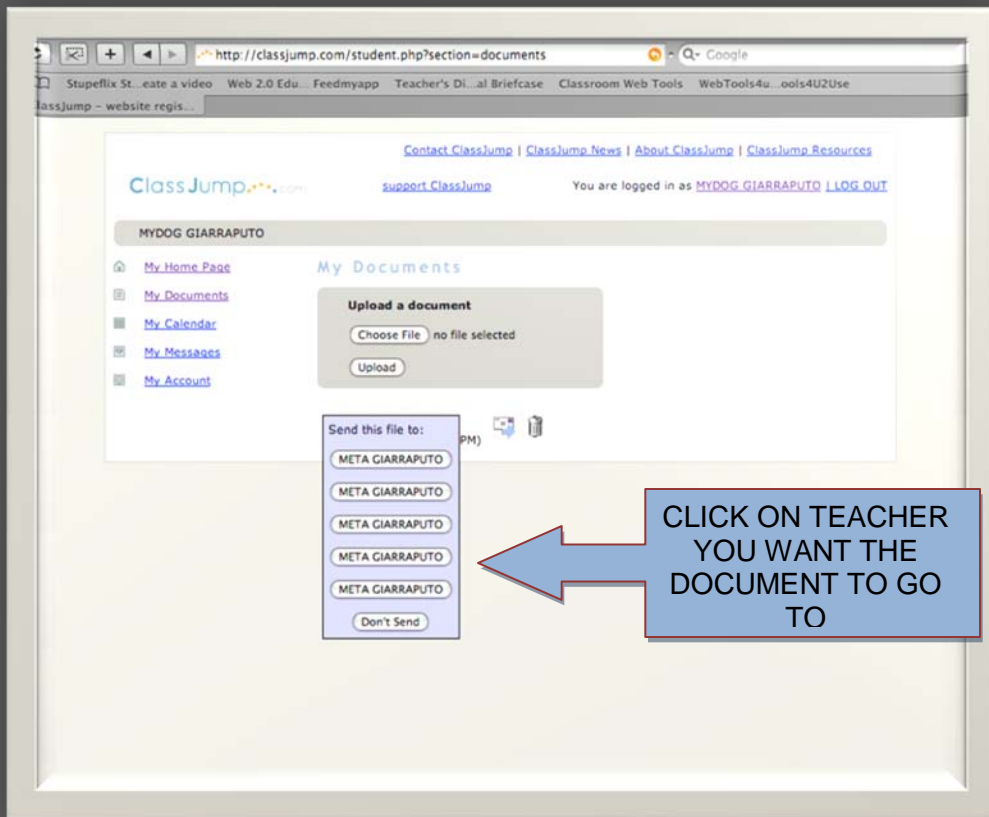


CHOOSE YOUR FILE AND CLICK UPLOAD

DOCUMENTS YOU HAVE UPLOADED WILL SHOW UP IN A LIST HERE



CLICK ON THE EMAIL ICON TO SEND IT TO YOUR TEACHER



The screenshot shows a web browser window with the URL <http://classjump.com/student.php?section=documents>. The page header includes navigation links like [Contact ClassJump](#), [ClassJump News](#), [About ClassJump](#), and [ClassJump Resources](#). The user is logged in as **MYDOG GIARRAPUTO**. On the left, there is a sidebar with links: [My Home Page](#), [My Documents](#), [My Calendar](#), [My Messages](#), and [My Account](#). The main content area is titled "My Documents" and features an "Upload a document" section with a "Choose File" button (no file selected) and an "Upload" button. Below this, a document entry is shown: **MYDOG\_picture1.png** (March 8, 2010 at 5:00 PM) Sent to [META GIARRAPUTO](#) on March 8, 2010 (RECEIVED). A blue arrow points from the word "RECEIVED" in a text box to the "(RECEIVED)" status of the document. Another blue arrow points from a text box to the document entry.

IT WILL ALSO TELL YOU WHEN THE DOCUMENT HAS BEEN VIEWED BY THE TEACHER

RECEIVED

This screenshot is identical to the one above, showing the same "My Documents" page. A large blue arrow points from a text box above to the document entry. Another large blue arrow points from a text box below to the document entry.

YOU CAN EMAIL THIS DOCUMENT AGAIN TO THE SAME TEACHER OR TO A DIFFERENC TEACHER

DO NOT DELETE THE DOCUMENT UNTIL INSTRUCTED TO DO SO

YOU ARE NOW READY TO LOG OUT