


2022

Betterment Committee CULTURE SURVEY RESULTS

1

Demographic Data

162 employees responded to questions about gender, years of service, workplace location, and employee classification as either certified or non-certified personnel.



2

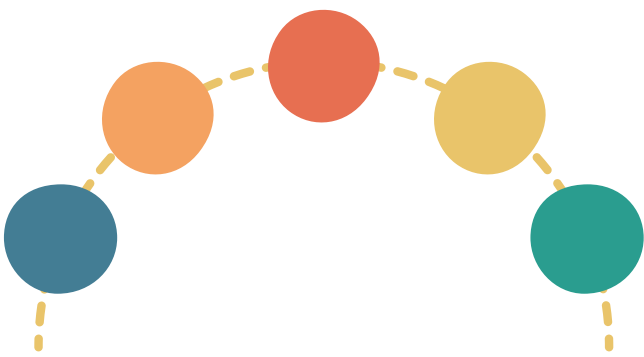
Recommendation to Others

90.8% of 163 respondents indicated they would recommend our school district to a friend or colleague.

3

Workplace Appreciation

86.5% of 163 respondents indicated they felt appreciated at work.



4

Respect by the Team

Of 163 respondents, 96.3% stated that they felt respected by their teams.

5

Opportunities for Growth

92% of 163 survey respondents indicated they had opportunities for growth at work.



6

Expressing Concerns

Out of 163 employees, 87.8% indicated that they had a way to express concerns.



7

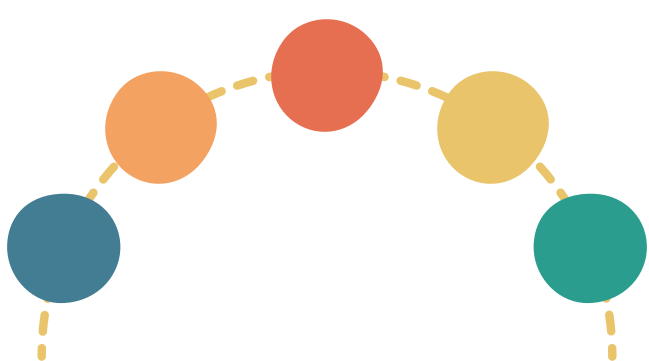
Workplace Autonomy

95.7% of respondents expressed that they had sufficient autonomy in their positions.

8

Culture of Cooperation

80.3% of employees indicated that they worked within a culture of teamwork and cooperation in their building/school.



9

Professional Contribution

79.8% of district employees shared that they felt listened to and they were able to contribute ideas to the district/school.

10

Work-Life Balance

Of 163 respondents, 79.2% of employees believed they were able to fulfill their professional roles while maintaining a healthy work-life balance.



11

Equitable Treatment

68.7% of 163 respondents indicated they were treated equally throughout the district/school.



12

Recognition of Accomplishments

90.2% of 163 survey respondents marked that they felt their accomplishments were recognized at work.

13

Feelings About Work

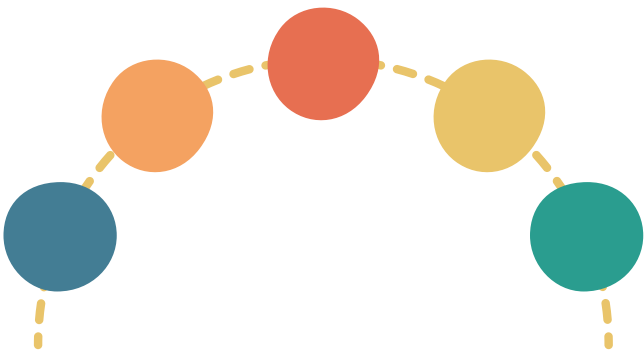
84.7% of 163 respondents indicated they looked forward to coming to work daily.



14

Purpose Driven Work

Of 163 respondents, 96.3% of employees felt they had a sense of purpose in performing their jobs/roles.



15

Job Support

87.7% of 163 survey respondents indicated they had all the support they needed to do their jobs properly.



16

Safe Working Environment

91.4% of 163 survey respondents believed our district had a safe working environment.

17

School Board Support

Of 163 survey respondents, 88.3% indicated the School Board supported the district's vision and purpose.

